



To make: 1. Print. 2. Cut along dashes. 3. Fold in half. 4. Stick blank sides together.












 oi oy Chain Game		join	
choice		destroy	
enjoy		noise	



A Chain Game is for one player. It develops reading and spelling but is also helpful for vocabulary and memory.



To make: 1. Print. 2. Cut along dashes. 3. Fold in half. 4. Stick blank sides together.

  <p>voyage</p>	  	<p>voice</p>	  <p>To miss something on purpose</p>
 <p>avoid</p>	<p>Slightly damp</p>	<p>moist</p>	
 <p>ointment</p>			

Scan Me



to watch the
Oi Oy Song



How to play for reading

1. Shuffle the cards.
2. Lay all the cards down in front of you, picture side up.*
3. Turn over any card and read the word.
4. Find the picture that matches the word.
5. Turn this new card over, read the word and find the next matching picture.
6. Put each card on top of one another in a pile.
Keep going until you pick up the last card.
The last card should match the picture of the card you started with, completing the 'chain'.
7. Turn the pack over. If it matches then you have read all the words correctly!
If it does not match then you have gone wrong and have to start again.

*The game also works if you start with all the cards word side up.

How to play for spelling

The pile of cards must be picture side up.

1. Look at the top picture card and write the word it represents.
2. Keep going until you have written every word.
3. Turn over all the cards and check your spelling.