



















To make: 1. Print. 2. Cut along dashes. 3. Fold in half. 4. Stick blank sides together.

| | | | |
|--|---|--|---|
|   b B  bat and ball |  b |   u U  umbrella |  u |
|   j J  jet |  j |   q Q  quick |  q |



Start by just learning the letter sound. Show the picture. Say the word and the sound, "snake...sss". Be careful to say the sounds just like in the Nessy videos - "sss", not "suh".