



Name:

Date:

How To Play

1. Watch the Nessy video: Finger Gnosia.
2. Color the student's right fingernails with red, washable marker. Color the left fingernails with blue.
3. Count to ten with the student, using fingers to represent each number. The teacher speaks the blue instructions and students follow the actions.

Scan Me



to watch the
Finger Sense Song
video

“Show me ten fingers. Wiggle them in the air. Place your fingers on the blue and red fingertip marks for ten.”

“Close your hands to hide all your fingers. This makes zero.”

“Show me one red finger. Place it on the fingertip mark for one.”

Use the finger guide to help you. Student uses pointer finger of right hand. Continue to 5 fingers, with 5 represented by the right thumb.

To represent 6, the student should place all 5 blue fingers of the left hand and one red pointer finger.

“Show me six fingers. Place them on the fingertip marks for 6.”

Continue to 10. When the student makes ten, clap the hands together.

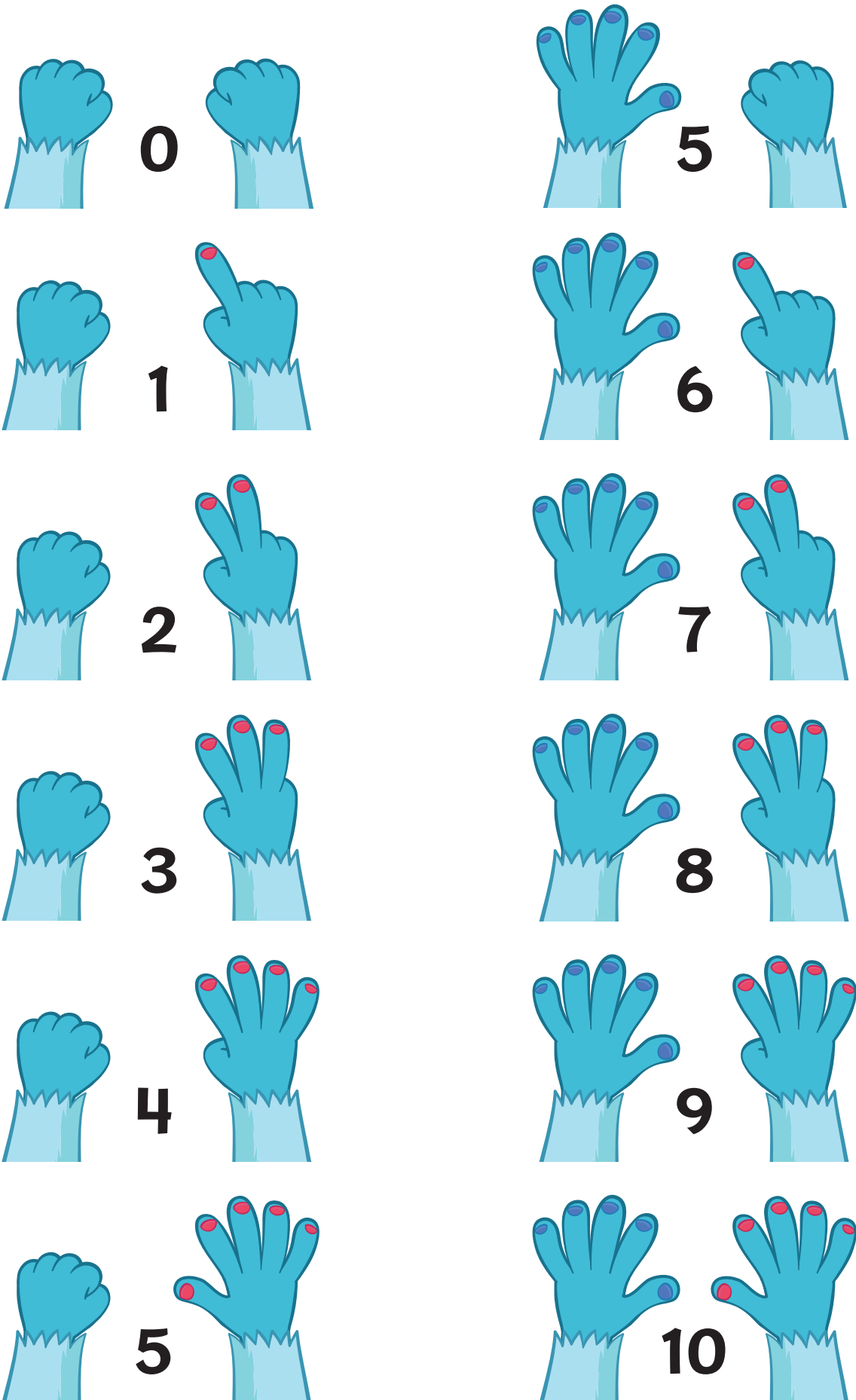
“Show me ten fingers. Place them on the fingertip marks for ten, then make one clap - one ten!”

4. Play a game.

The teacher calls out a number from 0-10, students make the number with their fingers. The teacher makes a number with their fingers and a student has to say the number.




Finger Enumeration Models 0-10







1




2




3



4




5








5



6



7





8

9

10

→ "Clap" ←