






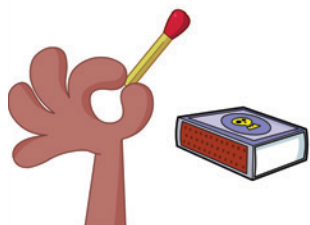








To make: 1. Cut along the dashes. 2. Fold along the line. 3. Glue the blank sides together.

	fold	fold	
 chop 	ch	 phone 	ph
 queen 	qu	 match 	tch
 shell 	sh	 the teeth 	th 2 sounds

© Nessy



How To Use the Cards

Hold up the picture side.


Name it together, e.g. "shell"

Say the sound, e.g. "sh"

Turn the card over, to the letter side. Say the sound again. e.g. "sh"

fold

who? what?
when?




wh

Scissors icon

Stage 2

fold

runner



er

Scissors icon

fold


er

dirty bird



ir

horse



or

Scissors icon

er

surf



ur

car



ar

Scissors icon

fold



fold

ā
play



ay

ā
rain



ai

ī ē
cry of the hairy **yeti**



y

3 sounds

ī ē
tie up the thief



ie

2 sounds

ē ě
eat bread



ea

2 sounds

ē
sheep



ee

ī ī
knights in **tights**



igh

fold



fold

ū oo
wood moon



oo

2 sounds

oo oo
blew the stew



ew

ow ō
cow in the snow



ow

2 sounds

oo oo
juicy fruit



ui

ō ō
coat on a goat



oa

oo
clue



ue

ō
toe



oe

fold




fold

j
fridge



dge

s
fence



ce

ā ē
weight ceiling



ei

ow oo ũ
mouse soup cousin



2 sounds

ou

3 sounds

coin



oi

ā ē
they eat honey



ey

2 sounds

toy



oy

j
cage



ge

fold



fold


hairy
fairy



air

wer

worm



wor

or

launch



au

or

saw



aw

wō

wasp



wa

er air

search bear ear



ear

3 sounds

wor

war



war