






Watch the 'How To Play' video here: <https://bit.ly/2WF0DGD>





blob clap flag glad plan

crab brush dress frog grass

stop smell swim spin skip

slip sniff clip plug flat

snap spell grin trap drum

## To Make



1. Print onto light weight card.



2. Cut out the word cards.



## How to Play

1. Shuffle the word cards and put them in a pile.
2. Players take turns picking a card, and read the word aloud.
3. Put the word card on top of the matching picture.  
If the player puts the card on the wrong picture, help them read the word then put the card back in the pile.
4. Keep going until there is only one picture space left in a row or a column. Put a small reward like a chocolate or a jellybean on the space.
5. The next player who completes the row or column, gets the reward.

The Smarty Game is a board game for 2-3 players.  
It is suitable for younger children at an early stage in their phonic development.