




To make: 1. Print. 2. Cut along dashes. 3. Fold in half. 4. Stick blank sides together.



Nessy Letter  
Sounds


s S



s snake

S


a A



a apple

a

t T



t tennis

t



To make: 1. Print. 2. Cut along dashes. 3. Fold in half. 4. Stick blank sides together.



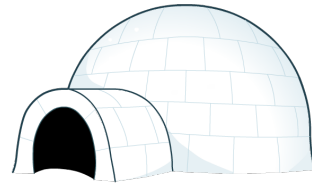
p P



penguin

p

i I




in igloo

i



n N



net

n

m M



monkey

m





To make: 1. Print. 2. Cut along dashes. 3. Fold in half. 4. Stick blank sides together.



d D



dog on  
drums

d

h H



hat

h



e E



elephant

e

r R



robot

r





To make: 1. Print. 2. Cut along dashes. 3. Fold in half. 4. Stick blank sides together.




c C



cat

C

k K



kangaroo  
kick

k



g G



girl

g

o O



octopus

O

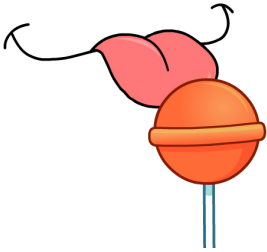




To make: 1. Print. 2. Cut along dashes. 3. Fold in half. 4. Stick blank sides together.




l L



lick  
lollipop

I

f F




fan

f



b B



bat and ball

b

u U



umbrella

u






To make: 1. Print. 2. Cut along dashes. 3. Fold in half. 4. Stick blank sides together.



j J



jet

j

q Q

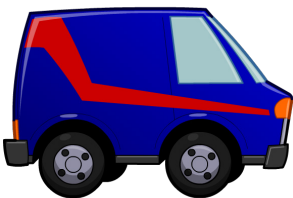


quick

q



v V



van

V

w W



wig in wind

W






To make: 1. Print. 2. Cut along dashes. 3. Fold in half. 4. Stick blank sides together.



x X



fox

X

y Y



yeti

y



z Z



zebra

Z

How to Use  
the Cards



1. Hold up the picture side
2. Name it together, e.g. "snake"
3. Say the sound, e.g. "s"
4. Turn the card over to the letter side
5. Say the sound again, e.g. "s"

