


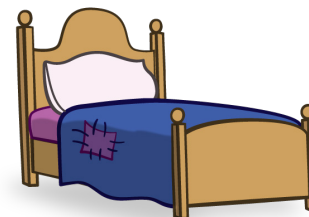








Watch the 'How To Play' video here: <https://bit.ly/2WF0DGD>





pet	bug	mop	rat	fix
map	wet	sun	lip	dot
hit	bat	pen	log	nut
bus	box	dig	bed	hat
hot	rip	cat	cup	web



## To Make



1. Print onto light weight card.



2. Cut out the word cards.

## How to Play

1. Shuffle the word cards and put them in a pile.
2. Players take turns picking a card, and read the word aloud.
3. Put the word card on top of the matching picture.  
If the player puts the card on the wrong picture, help them read the word then put the card back in the pile.
4. Keep going until there is only one picture space left in a row or a column. Put a small reward like a chocolate or a jellybean on the space.
5. The next player who completes the row or column, gets the reward.



The Smarty Game is a board game for 2-3 players.  
It is suitable for younger children at an early stage in their phonic development.