


Pod sat on a bench.
His lunch box had chips.




The bench **was** in an
ant patch.

An ant got a chip.

Pod did a chop to catch
the ant.

He got back the chip.




Pod got an itch on his chin.

Pod got an itch on
his chest.


He had to scratch.

Pod got an itch on his back.

He had to rub his back on
the bench.



The ant got the chip.
Pod got rid of the itch.



Words in this book

Tricky Words are pink. These words are exceptions.
The tricky part is shown with a heart.

Stage: ch

ch	harder
chop	bench
chip	was
chin	lunch
shin	catch
itch	patch
	scratch
	chest
	back

Words to trace



How to make this book


1. Print the pages.



2. To make a book, glue the pages back to back (as shown).



3. Glue the cover to the back of the first and last pages.



4. Reading Time!



5. Color the pictures.

