






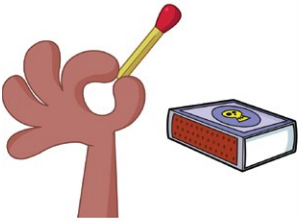






To make: 1. Cut along the dashes. 2. Fold along the line. 3. Glue the blank sides together.

	fold	fold	
 	ch	 phone 	ph
 queen 	qu	 match 	tch
shell 	sh	the teeth 	th 2 sounds

© Nessy



How To Use the Cards

Hold up the picture side.

Name it together, e.g. "shell"

Say the sound, e.g. "sh"

Turn the card over, to the letter side. Say the sound again. e.g. "sh"

fold



who? what?
when?



wh

fold

runner



er

Stage 2

fold

er er
dirty bird



ir

horse



or

er
surf



ur

car



ar

fold

fold

ā
play



ay

ā
rain



ai


ī ē
cry of the hairy yeti



y

3 sounds


ī ē
pie in a field



ie

2 sounds

ē ě
eat bread



ea


2 sounds

ē
sheep



ee

ī ī
knights in tights



igh

fold



fold

wood moon



oo

2 sounds

blew the stew



ew

cow in the snow



ow

2 sounds

juicy fruit



ui

coat on a goat



oa

clue



ue

toe



oe

fold

fold

j
fridge



dge

s
fence



ce

ā ē
weight ceiling



ei

2 sounds

ow oo ũ
mouse soup cousin



ou

3 sounds

coin



oi

ā ē
they eat honey



ey

2 sounds

toy



oy

j
cage



ge

fold



fold


hairy
fairy



air

wer

worm



wor

ö

launch



au

ö

saw



aw

wö

wasp



wa

er

air

search bear ear

ear



3 sounds

wor

war



war