
















To make: 1. Print. 2. Cut along dashes. 3. Fold in half. 4. Stick blank sides together.

   <p><b>b B</b></p>  <p><b>bat</b> and <b>ball</b></p>	 <p><b>b</b></p>  <p><b>umbrella</b></p>	  <p><b>u U</b></p> <p><b>u</b></p>	 <p><b>u</b></p>
 <p><b>j J</b></p>  <p><b>jet</b></p>	 <p><b>j</b></p>	<p><b>q Q</b></p>  <p><b>quick</b></p>	<p><b>q</b></p>



Start by just learning the letter sound. Show the picture. Say the word and the sound, "snake...sss". Be careful to say the sounds just like in the Nessy videos - "sss", not "suh".