





	bake	flute	home	grape	pipe	
						
	plate	tube	bone	date	kite	
						
	game	mule	rose	flame	slide	
						
	skate	plume	cone	cake	five	
						
	snake	cube	rope	shave	smile	
						



To Make



1. Print onto light weight card.



2. Cut out the phonic sound cards.



How to Play

1. Shuffle the phonic sound cards and put them in a pile.
2. Players take turns picking a card, and read the phonic sound aloud.
3. Put the phonic sound card on top of the matching picture.
If the player puts the card on the wrong picture, help them read the phonic sound then put the card back in the pile.
4. Keep going until there is only one picture space left in a row or a column. Put a small reward like a chocolate or a jellybean on the space.
5. The next player who completes the row or column, gets the reward.

The Smarty Game is a board game for 2-3 players.
It is suitable for younger children at an early stage in their phonic development.