



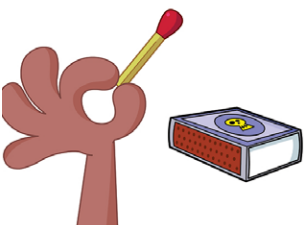






To make: 1. Cut along the dashes. 2. Fold along the line. 3. Glue the blank sides together.

	fold	fold	fold
 	ch	f phone 	ph
kw queen 	qu	ch match 	tch
shell 	sh	the teeth 	th 2 sounds

© Nessy



How To Use the Cards

Hold up the picture side.

Name it together, e.g. "shell"

Say the sound, e.g. "sh"

Turn the card over, to the letter side. Say the sound again. e.g. "sh"

fold



who? what?
when?



wh



fold

runner



er

Stage 2

fold



er er
dirty bird



ir

horse



or



er
surf



ur

car



ar

fold



fold



ā
play



ay

ā
rain



ai



ī ē
cry of the hairy yeti



y

3 sounds

ī ē
pie in a field



ie

2 sounds



ē ě
eat bread



ea

2 sounds


ē
sheep



ee



ī ī
knights in tights



igh

fold



fold



ū oo
wood moon



oo

2 sounds

oo oo
blew the stew



ew



ow o
cow in the snow



ow

2 sounds

oo oo
juicy fruit



ui



o o
coat on a goat



oa

oo
clue



ue



o
toe



oe

fold



fold



j
fridge



dge

s
fence



ce



ā ē
weight ceiling



ei

2 sounds

ow oo ũ
mouse soup cousin



ou

3 sounds



coin



oi

ā ē
they eat honey



ey

2 sounds



toy



oy

j
cage



ge

fold



fold


hairy
fairy



air

wer

worm



wor

or

launch



au

or

saw



aw

wō

wasp



wa

er

air

search bear ear



ear

3 sounds

wor

war



war