








Watch the 'How To Play' video here: <https://bit.ly/2WF0DGD>





											
	blob		clap		flag		glad		plan		
											
	crab		brush		dress		frog		grass		
											
	stop		smell		swim		spin		skip		
											
	slip		sniff		clip		plug		flat		
											
	snap		spell		grin		trap		drum		
											

## To Make



1. Print onto light weight card.



2. Cut out the word cards.



## How to Play

1. Shuffle the word cards and put them in a pile.
2. Players take turns picking a card, and read the word aloud.
3. Put the word card on top of the matching picture.  
If the player puts the card on the wrong picture, help them read the word then put the card back in the pile.
4. Keep going until there is only one picture space left in a row or a column. Put a small reward like a chocolate or a jellybean on the space.
5. The next player who completes the row or column, gets the reward.

The Smarty Game is a board game for 2-3 players.  
It is suitable for younger children at an early stage in their phonic development.