







To make: 1. Print. 2. Cut along dashes. 3. Fold in half. 4. Stick blank sides together.

 Nessy Letter Sounds		 snake	
 apple		 tennis	



To make: 1. Print. 2. Cut along dashes. 3. Fold in half. 4. Stick blank sides together.

  p P  penguin	 p	 i I  in igloo	 i	
 n N  net	n	m M  monkey	m	



To make: 1. Print. 2. Cut along dashes. 3. Fold in half. 4. Stick blank sides together.



d D



dog on
drums



d



h H



hat



h



e E



elephant

e

r R



robot

r





To make: 1. Print. 2. Cut along dashes. 3. Fold in half. 4. Stick blank sides together.

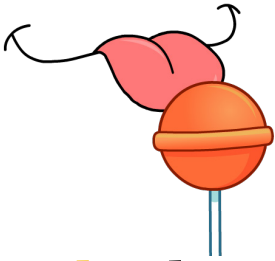
  c C  cat	 C	 k K  kangaroo kick	 k	
 g G  girl	g	o O  octopus	o	



To make: 1. Print. 2. Cut along dashes. 3. Fold in half. 4. Stick blank sides together.



l L




lick
lollipop



l



f F




fan



f



b B



bat and ball

b

u U












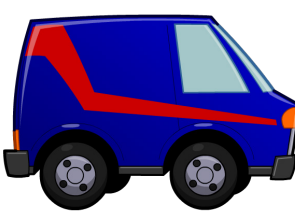

umbrella

u
























To make: 1. Print. 2. Cut along dashes. 3. Fold in half. 4. Stick blank sides together.

  j J  jet	 j	 q Q  quick	 q	
 v V  van	v	w W  wig in wind	w	



To make: 1. Print. 2. Cut along dashes. 3. Fold in half. 4. Stick blank sides together.

     	    	 
   		<div data-bbox="868 1270 1153 1470"><p>How to Use the Cards</p></div>  <ol style="list-style-type: none">1. Hold up the picture side2. Name it together, e.g. "snake"3. Say the sound, e.g. "s"4. Turn the card over to the letter side5. Say the sound again, e.g. "s"