


















To make: 1. Print. 2. Cut along dashes. 3. Fold in half. 4. Stick blank sides together.

  s S  snake	  S  apple	  a A a
  t T  tennis	  t  penguin	 p P p



Start by just learning the letter sound. Show the picture. Say the word and the sound, "snake...sss". Be careful to say the sounds just like in the Nessy videos - "sss", not "suh".