




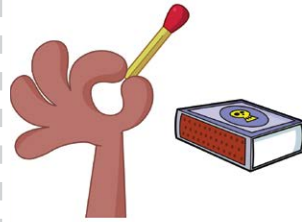







To make: 1. Cut along the dashes. 2. Fold along the line. 3. Glue the blank sides together.

	fold		fold
 <b>chop</b> 	<b>ch</b>	<b>f</b> <b>phone</b> 	<b>ph</b>
 <b>kw</b> <b>queen</b> 	<b>qu</b>	<b>ch</b> <b>match</b> 	<b>tch</b>
 <b>shell</b> 	<b>sh</b>	<b>the teeth</b> 	<b>th</b> <b>2 sounds</b>

© Nessy



#### How To Use the Cards

Hold up the picture side.

Name it together, e.g. "shell"

Say the sound, e.g. "sh"

Turn the card over, to the letter side. Say the sound again. e.g. "sh"

fold



who? what?  
when?



wh

fold

runner



er

Stage 2

fold

er er  
dirty bird



ir

horse



or

er  
surf



ur

car



ar

fold

fold

ā  
play



ay

ā  
rain



ai


ī ē  
cry of the hairy yeti



y

3 sounds


ī ē  
pie in a field



ie

2 sounds

ē ě  
eat bread



ea


2 sounds

ē  
sheep



ee

ī ī  
knights in tights



igh

fold



fold

wood moon



oo

2 sounds

blew the stew



ew

cow in the snow



ow

2 sounds

juicy fruit



ui

coat on a goat



oa

clue



ue

toe



oe



fold

fold

j  
fridge



dge

s  
fence



ce

ā ē  
weight ceiling



ei

2 sounds

ow oo ŭ  
mouse soup cousin



ou

3 sounds

coin



oi

ā ē  
they eat honey



ey

2 sounds

toy



oy

j  
cage



ge

fold




fold

**hairy**  
**fairy**



**air**

**wer**  
**worm**



**wor**

**ö**  
**launch**



**au**

**ö**  
**saw**



**aw**

**wö**  
**wasp**



**wa**

**er** **air**  
**search bear ear**



**ear**

**3 sounds**

**wor**  
**war**



**war**