


















To make: 1. Print. 2. Cut along dashes. 3. Fold in half. 4. Stick blank sides together.





Question Cards

 an ____ 	 answer cient ancient	 effi ____ 	 answer cient efficient
 pa ____ 	answer tient patient	suffi ____ 	answer cient sufficient
 infec ____ 	answer tious infectious	deli ____ 	answer cious delicious
 pre ____ 	answer cious precious	ambi ____ 	answer tious ambitious



To make: 1. Print. 2. Cut along dashes. 3. Fold in half. 4. Stick blank sides together.

Question Cards

 artifi ____	answer cial artificial	so ____	answer cial social
 nutri ____	answer tious nutritious	essen ____	answer tial essential
 residen ____	answer tial residential	fero ____	answer cious ferocious
 cons ____	answer cious conscious	poten ____	answer tial potential



To make: 1. Print. 2. Cut along dashes.

Answer Cards



cious

tious



cial

ticient



ticient

ticial





How to Play

1. Lay the Answer Cards face up beside each other.
2. Shuffle the Question Cards and lay them red writing side down in a pile.
3. Each Question Card is missing the end part of the word. Place it on the Answer Card that will complete the word.
4. At the end, turn over the Question Cards to self-correct and count your score.
5. Next time, try to beat your score and time yourself.



Scan Me
to watch
the video