








To make: 1. Print. 2. Cut along dashes. 3. Fold in half. 4. Stick blank sides together.

   <p>g G</p>  <p>girl</p>	 <p>g</p>	  <p>o O</p>  <p>o octopus</p>	  <p>O</p>
   <p>l L</p>  <p>lick lollipop</p>	 <p>l</p>	  <p>f F</p>  <p>f fan</p>	  <p>f</p>



Start by just learning the letter sound. Show the picture. Say the word and the sound, "snake...sss". Be careful to say the sounds just like in the Nessy videos - "sss", not "suh".