














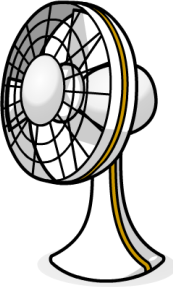






To make: 1. Print. 2. Cut along dashes. 3. Fold in half. 4. Stick blank sides together.

| | | | | |
|--|---|---|---|---|
|   g G  girl |  g |   o O  o ctopus |  O |  |
|   l L  lick lollipop |  l |   f F  f an |  f |  |



Start by just learning the letter sound. Show the picture. Say the word and the sound, "snake...sss". Be careful to say the sounds just like in the Nessy videos - "sss", not "suh".