




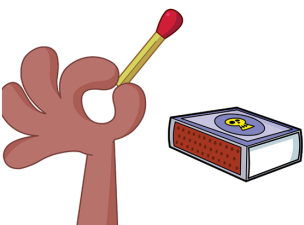







To make: 1. Cut along the dashes. 2. Fold along the line. 3. Glue the blank sides together.

	fold	fold	
 <b>chop</b> 	<b>ch</b>	<b>f</b> <b>phone</b> 	<b>ph</b>
 <b>kw</b> <b>queen</b> 	<b>qu</b>	<b>ch</b> <b>match</b> 	<b>tch</b>
 <b>shell</b> 	<b>sh</b>	<b>the teeth</b> 	<b>th</b> <b>2 sounds</b>

© Nessy



#### How To Use the Cards

Hold up the picture side.


Name it together, e.g. "shell"

Say the sound, e.g. "sh"

Turn the card over, to the letter side. Say the sound again. e.g. "sh"

fold

who? what?  
when?




wh

Scissors icon

Stage 2

fold

runner




er

fold


er er

dirty bird



ir


horse



or

er

surf



ur

car



ar

fold



fold

ā  
**play**



ay

ā  
**rain**



ai

ī ē  
**cry** of the hairy **yeti**



y

3 sounds


ī ē  
**tie** up the thief



ie

2 sounds

ē ě  
**eat** bread



ea


2 sounds

ē  
**sheep**



ee

ī ī  
**knights** in **tights**



igh

fold



fold

ŭ oo  
wood moon



oo

2 sounds

oo oo  
blew the stew



ew

ow ō  
cow in the snow



ow

2 sounds

oo oo  
juicy fruit



ui

ō ō  
coat on a goat



oa

oo  
clue



ue

ō  
toe



oe



fold




fold

j  
fridge



dge

s  
fence




ce

ā ē  
weight ceiling



ei

ow oo ŭ  
mouse soup cousin



2 sounds

ou

3 sounds

coin



oi

ā ē  
they eat honey



ey

2 sounds

toy



oy

j  
cage



ge

fold



fold


hairy  
fairy



air

wer


worm



wor

or


launch



au

or

saw



aw

wō

wasp



wa

er

air


search bear ear

ear

3 sounds

wor

war



war